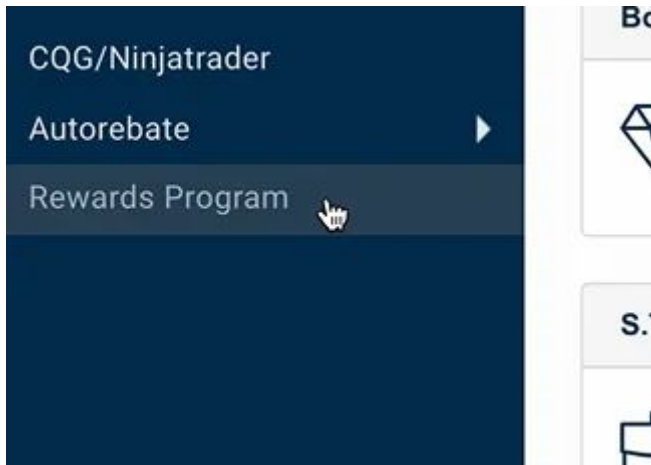


SHARING A FACEBOOK POST GUIDE FOR FORTFS REWARDS PROGRAM

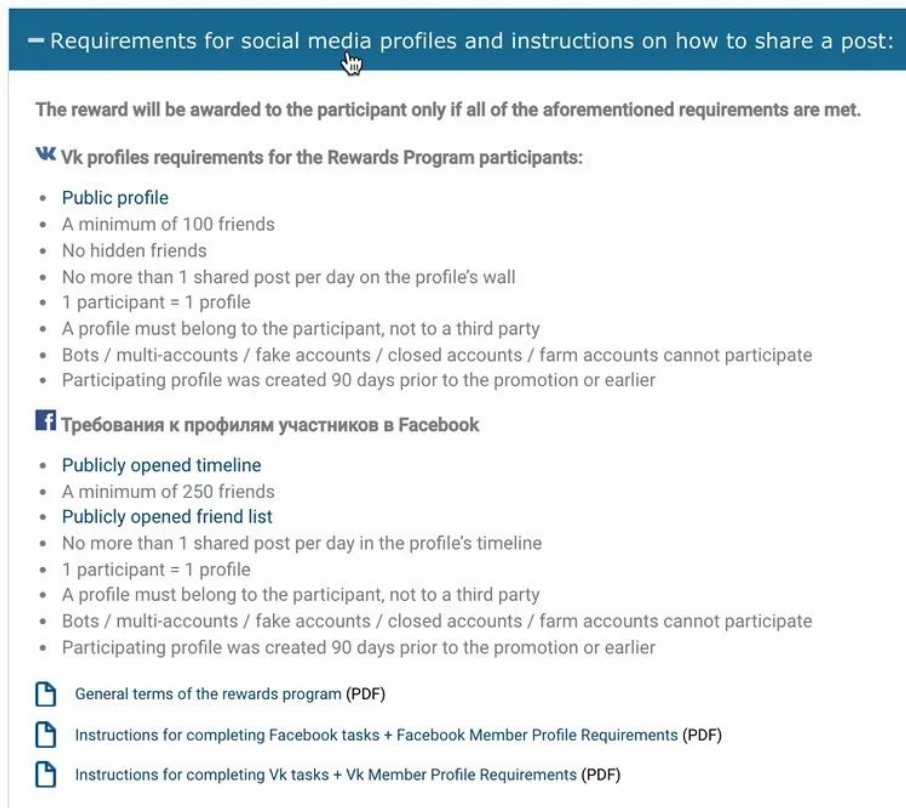
Desktop version of the website (updated Facebook interface):

1. In the bottom left corner of your Trader's Room click on the **Rewards Program** section



2. Open and read the **requirements for social media profiles and instruction on how to share a post**

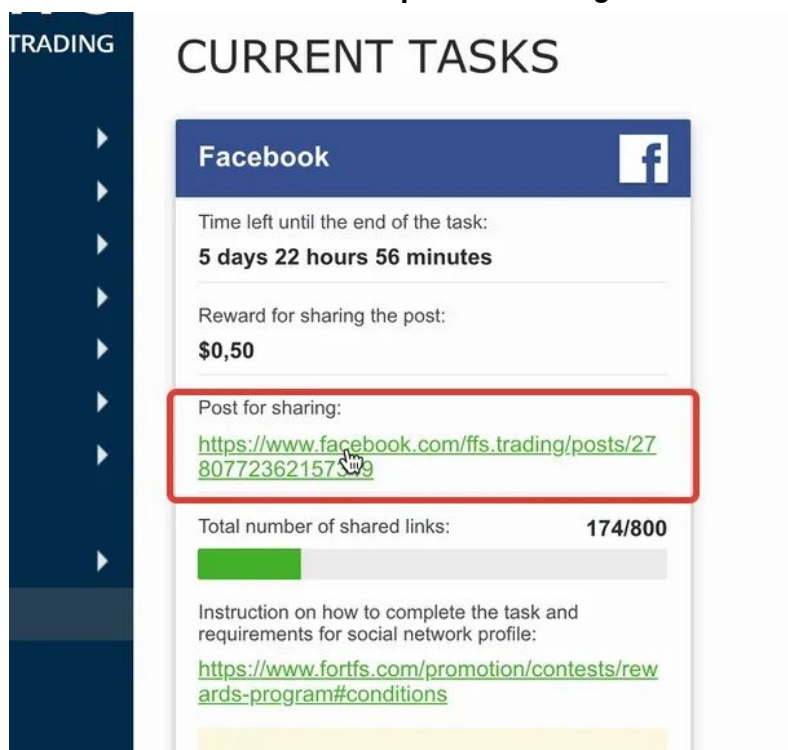
the promotion conditions and receive the reward:

A screenshot of a webpage with a white background. At the top, there is a blue header bar with the text 'Requirements for social media profiles and instructions on how to share a post:'. Below this, the text reads: 'The reward will be awarded to the participant only if all of the aforementioned requirements are met.' There are two sections of requirements. The first is for 'Vk profiles requirements for the Rewards Program participants:' and lists several bullet points. The second is for 'Требования к профилям участников в Facebook' and also lists several bullet points. At the bottom, there are three PDF links: 'General terms of the rewards program (PDF)', 'Instructions for completing Facebook tasks + Facebook Member Profile Requirements (PDF)', and 'Instructions for completing Vk tasks + Vk Member Profile Requirements (PDF)'. A mouse cursor is visible over the blue header bar.

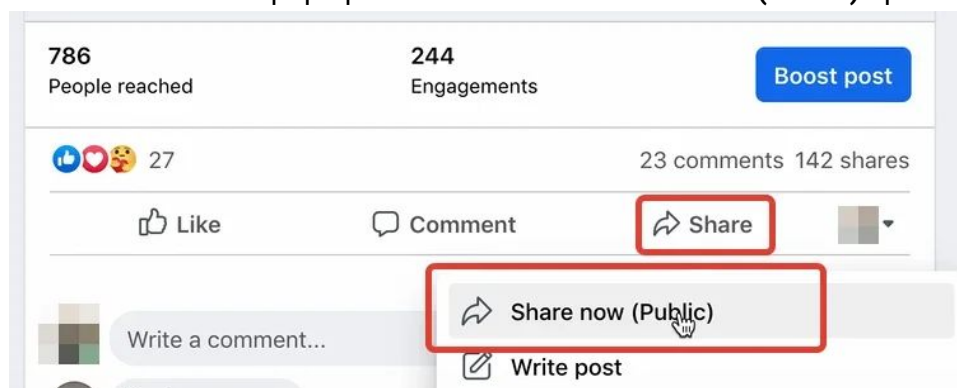
3. Make sure you meet the requirements and proceed to the next step
4. Scroll down until you reach the **current tasks** section



5. Click on the link located in the **post for sharing** section

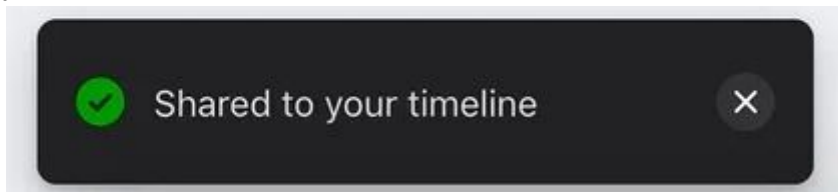


6. Click on the button with the arrow icon **[Share]** located **under** the post in the right side of the screen. In the pop-up window select the **Share now (Public)** option




7. Wait for the following notification to appear in the bottom left corner of your screen

“Shared to your timeline” - after receiving the notification your post will be shared to your Facebook timeline



8. Go to your personal Facebook profile page and copy the link to it:
 - a. Click on the URL address section of your web browser
 - b. Select the link
 - c. Copy the link by pressing the key combination **Ctrl + C** or right-clicking on the link and selecting **[Copy]**



9. Go back to the **Rewards Program** section in your trader’s room and click on the **Participate** button of the corresponding task section



10. In the pop-up window Insert a link to your personal Facebook profile (starting with https://) in the **link to your profile** section of the corresponding task and click on the **SEND** button



11. Expect an email response regarding your reward

Mobile version of the website:

1. In the bottom left corner of your Trader's Room click on the **Rewards Program** section
2. Open and read the **Requirements for social media profiles and instruction on how to share a post**
3. Make sure you meet the requirements and proceed to the next step
4. Scroll down until you reach the **Current tasks** section
5. Click on the link located in the **Post for sharing** section
6. Click on the button with the arrow icon **[Share]** located **under** the post in the right side of the screen
7. In the pop-up window select the **Share now (Public)** option
8. Wait for the following notification to appear in the bottom of your screen "**Shared to your timeline**" - after receiving the notification your post will be shared to your Facebook timeline
9. Go to your personal Facebook profile page and copy the link to it:
 - a. Click on the URL address section of your web browser
 - b. Select the link
 - c. Copy the link by pressing on the link and holding or tapping on the link and selecting **[Copy]**
10. Go back to the **Rewards Program** section in your trader's room and click on the **Participate** button of the corresponding task section
11. In the pop-up window Insert a link to your personal Facebook profile (starting with https://) in the **A link to your profile** section of the corresponding task and click on the **SEND** button
12. Expect an email response regarding your reward